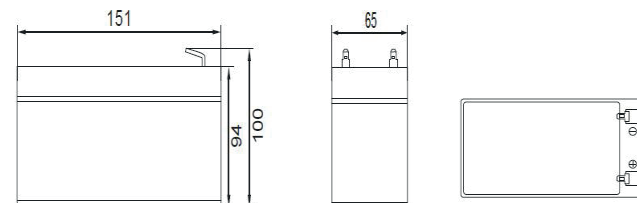


SPECIFICATIONS		
Nominal Voltage	12 V	
Rated Capacity (20 hour rate)	7.2 Ah	
Cells Per battery	6	
Capacity 25°C (77°F)	20 hour rate (0.36A, 10.5V)	7.2 Ah
	10 hour rate (0.65A, 10.8V)	6.5 Ah
	5 hour rate (1.24A, 10.5V)	6.2 Ah
	1 hour rate (4.33A, 9.6V)	4.33 Ah
Max. discharge current	108A(5 Sec.)	
Internal Resistance	Full charged at 25°C: Approx 37mΩ	
Capacity affected by Temperature (10 hour)	40°C (104°F)	102%
	25°C (77°F)	100%
	0°C (32°F)	85%
	-15°C (5°F)	65%
Self-Discharge 25°C (77°F)	Capacity after 3 month storage	91%
	Capacity after 6 month storage	82%
	Capacity after 12 month storage	64%
Charge (Constant Voltage) 25°C (77°F)	Cycle Use	Initial Charging Current Less than 2.16A Voltage 14.4-14.7V
	Float Use	Voltage 13.50-13.80V

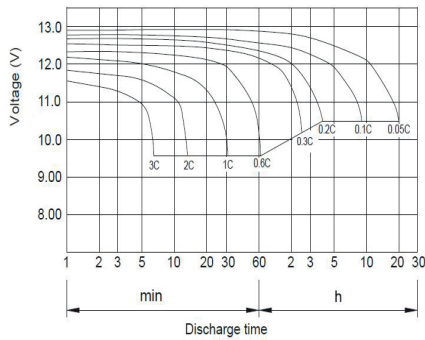
MECHANICAL SPECIFICATIONS	
Dimension (L x W x H)	151 x 65 x 94 mm
Weight	2.20 Kg
Terminal Type	F1 / F2
Case Material	ABS
Chemistry	Pb

DIMENSIONAL SPECIFICATIONS	
	

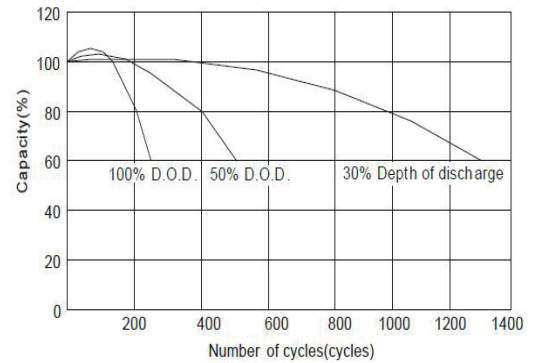
Constant Current(Amp) and Constant Power(Watt) Discharge Table at 25°C (77°F)													
FV/Time		5min	10min	15min	30min	1hr	2hr	3hr	4hr	5hr	8hr	10hr	20hr
9.60 V	A	26.68	17.00	12.67	8.29	4.33	2.52	1.85	1.49	1.27	0.83	0.68	0.37
	W	306.12	192.30	145.44	88.07	49.85	29.25	21.48	17.24	14.63	9.64	7.90	4.33
10.20 V	A	23.79	16.27	11.64	7.87	4.06	2.42	1.80	1.44	1.24	0.82	0.67	0.36
	W	288.09	182.10	136.68	87.45	46.87	28.02	20.88	16.71	14.36	9.50	7.76	4.20
10.50 V	A	21.63	15.24	10.82	7.63	3.93	2.37	1.77	1.37	1.24	0.81	0.66	0.36
	W	278.20	176.65	130.71	86.52	45.53	27.50	20.52	15.86	14.27	9.40	7.69	4.17
10.80 V	A	20.81	14.52	10.09	7.42	3.80	2.32	1.74	1.35	1.17	0.79	0.65	0.36
	W	243.90	171.29	125.87	86.21	44.19	26.88	20.28	15.67	13.64	9.29	7.51	4.09
11.10 V	A	19.26	13.70	9.37	7.21	3.64	2.26	1.65	1.32	1.12	0.76	0.63	0.34
	W	235.87	165.52	119.89	85.59	43.57	26.78	19.67	15.63	13.34	9.12	7.36	4.06

Disclaimer: Manufacturers have the right to self-modify the parameters of the product updates, please keep in touch with manufacturers to obtain the latest information.

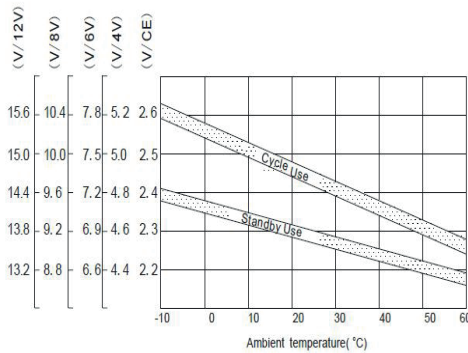
Discharge characteristic Curve



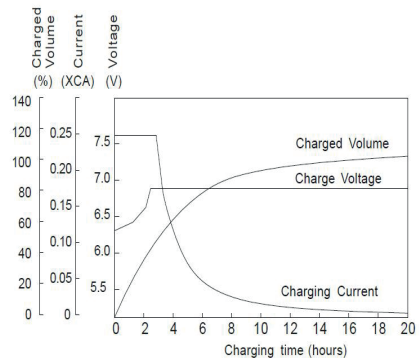
Cycle service life in relation to depth of discharge



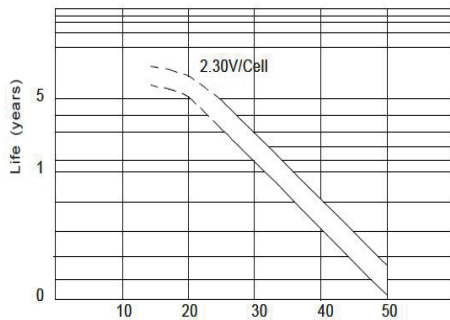
Relationship between charging voltage and temperature



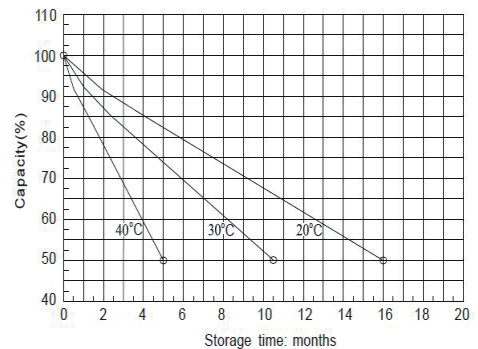
Constant voltage charging characteristic (0.25CA, at 25 C)



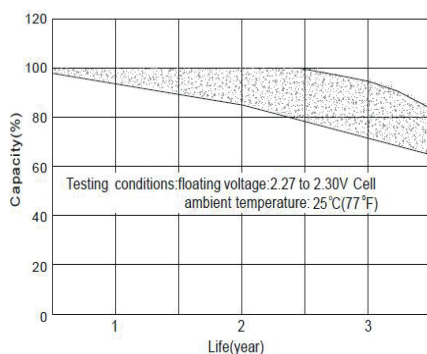
Temperature effects on float life



Self-discharge characteristic



Life characteristics of standby use



Charge characteristic Curve for standby use

